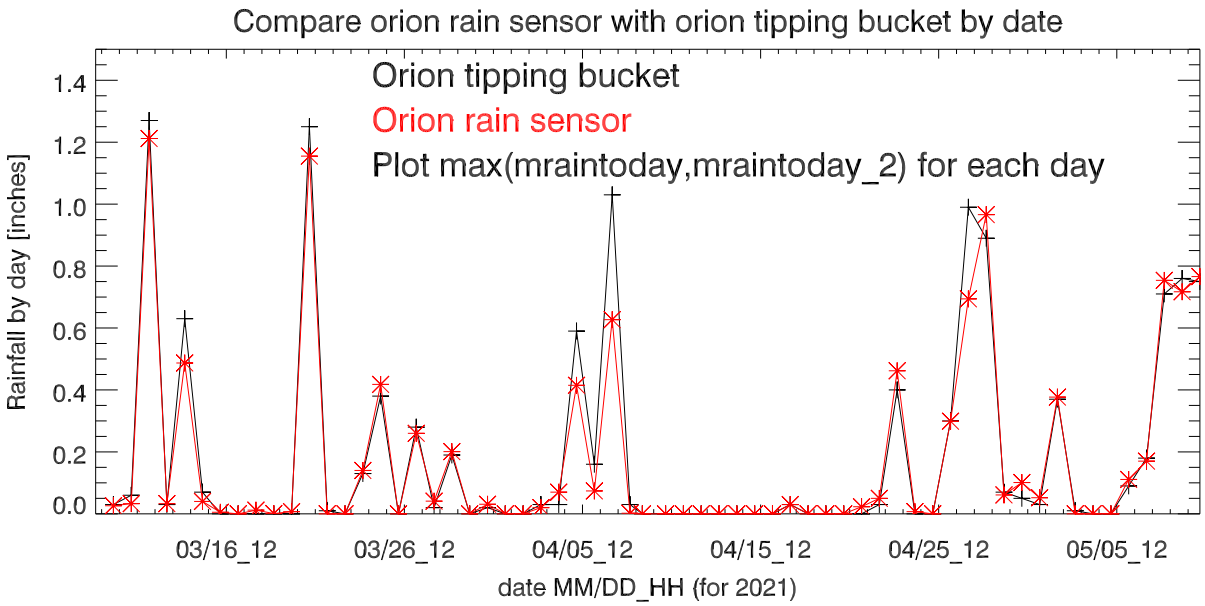
Compare orion rain sensor with orion tipping bucket by date
Orion tipping bucket
Orion rain sensor
Plot max(mraintoday,mraintoday_2) for each day
Rainfall by day [inches]
1.4
1.2
1.0
0.8
0.6
0.4
0.2
0.0
03/16_12
03/26_12
04/05_12
04/15_12
04/25_12
05/05_12
date MM/DD_HH (for 2021)

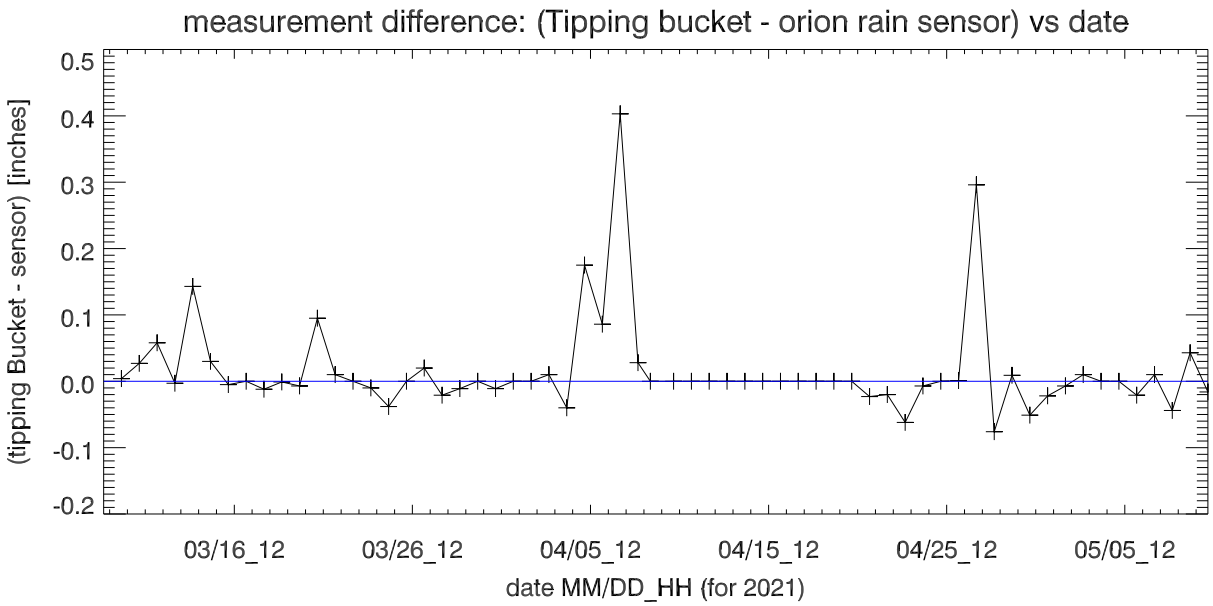
measurement difference: (Tipping bucket - orion rain sensor) vs date
(tipping Bucket - sensor) [inches]
0.5
0.4
0.3
0.2
0.1
0.0
-0.1
-0.2
03/16_12
03/26_12
04/05_12
04/15_12
04/25_12
05/05_12
date MM/DD_HH (for 2021)

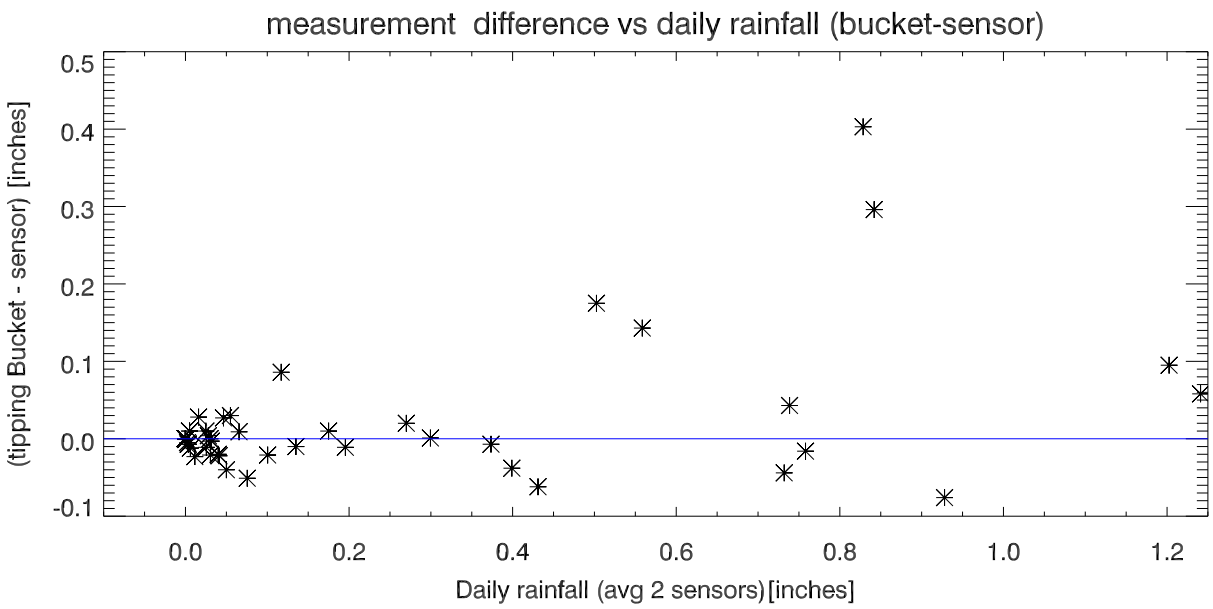
measurement difference vs daily rainfall (bucket-sensor)
(tipping Bucket - sensor) [inches]
0.5
0.4
0.3
0.2
0.1
0.0
-0.1
0.0
0.2
0.4
0.6
0.8
1.0
1.2
Daily rainfall (avg 2 sensors)[inches]