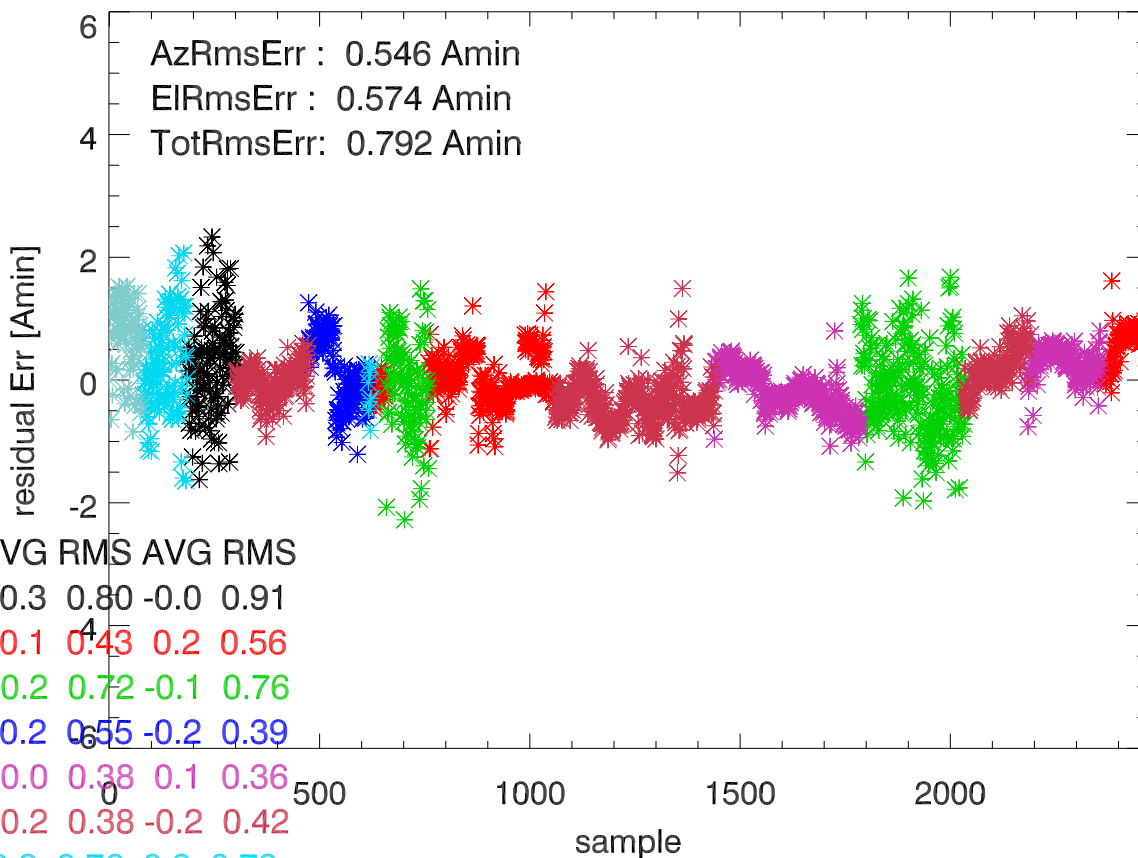
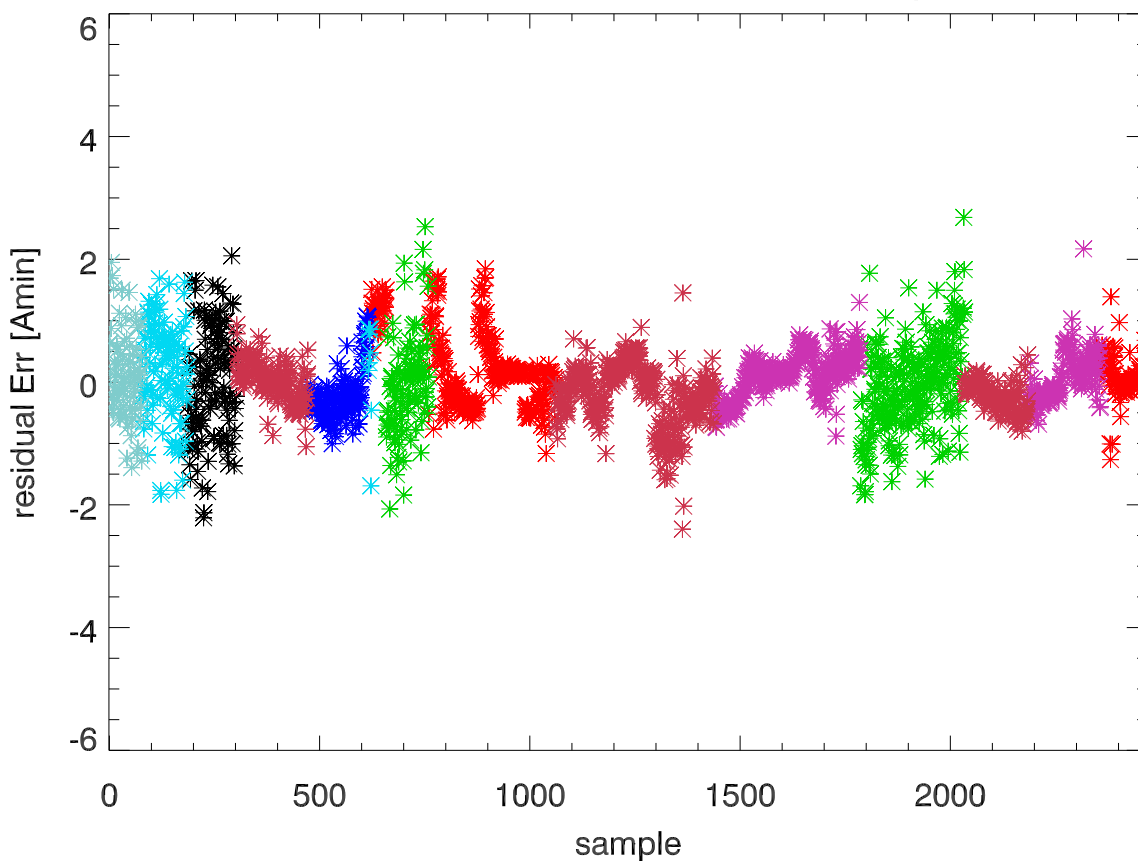


model3A All points. azimuth fit residual errors vs sample

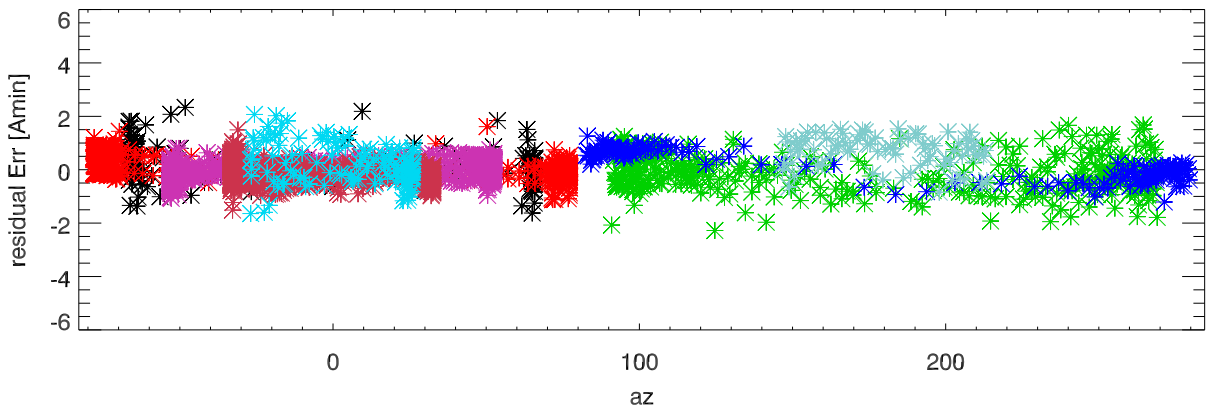


SRC	AVG	RMS	AVG	RMS
3C123	0.3	0.80	-0.0	0.91
3C144	0.1	0.43	0.2	0.56
3C273	-0.2	0.72	-0.1	0.76
3C274	0.2	0.55	-0.2	0.39
3C405	-0.0	0.38	0.1	0.36
3C461	-0.2	0.38	-0.2	0.42
3C58	0.2	0.76	0.2	0.78
Pictor_A	0.7	0.59	0.1	0.72

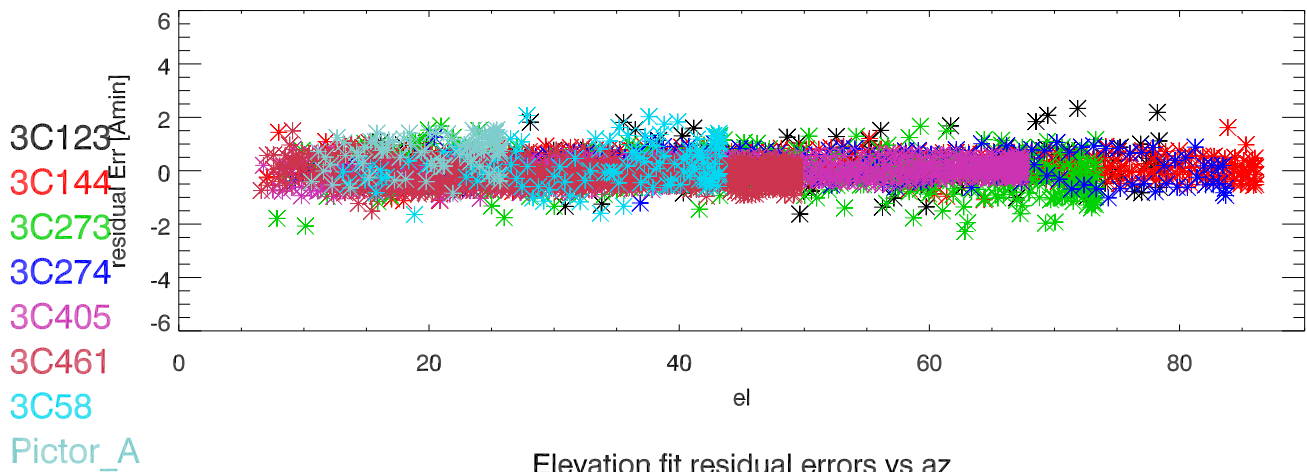
Elevation fit residual errors vs sample



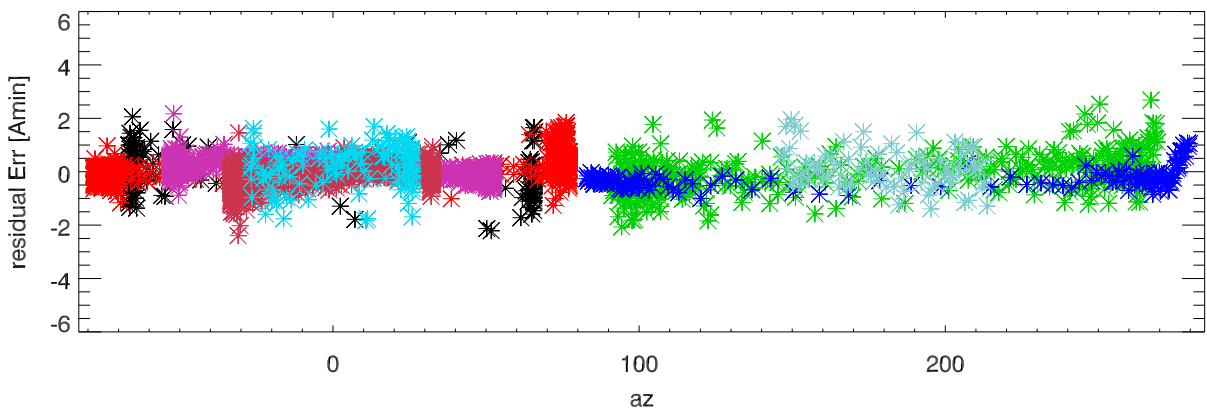
model3A All points. azimuth fit residual errors vs az



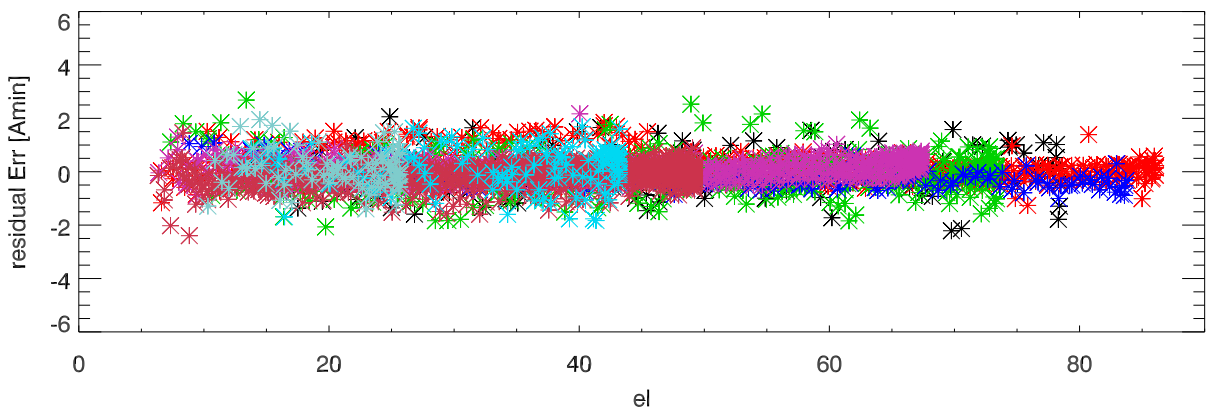
azimuth fit residual errors vs el



Elevation fit residual errors vs az



Elevation fit residual errors vs el



Wed Mar 16 13:55:25 2016

$$\begin{aligned} dxEl &= P1 + P2\cos(el) + P3\sin(el) + P4\sin(El)\cos(Az) + P5\sin(el)\sin(az) \\ dEl &= -P4\sin(az) + P5\cos(az) + P7 + P8\cos(el) + P9\cot(el) \end{aligned}$$

npnts:2469 rmsAz,El:0.00911 0.00956

azF: p1 p2 p3 p4 p5
0.03393 -0.41116 -0.01367 -0.00987 0.00673
elF: p4 p5 p7 p8 p9
-0.00562 0.00726 -0.27494 0.01326 0.00281

1az: Amp direction
az: 0.01195 55.68944
el: 0.00919 37.75277
Avg: 0.01044 47.90225

p4,p5 avg: -0.00775 0.00700

model results in degs

p1 0.03393
p2 -0.41116
p3 -0.01367
p4 -0.00775
p5 0.00700
p6 notused
p7 -0.27494
p8 0.01326
p9 0.00281

model results in great circle asecs.

(as it is loaded in file:aosoft/p12m/etc/model12m)

122.14 p1
-1480.18 p2
-49.21 p3
-27.89 p4
25.20 p5
0.00 p6 notused
-989.78 p7
47.73 p8
10.10 p9